

# Facts and Trends™



Published Jul. 2009\*\*

Location : **Coupeville/Greenbank (812) , North Whidbey Island (813) , South Whidbey Island (811)**

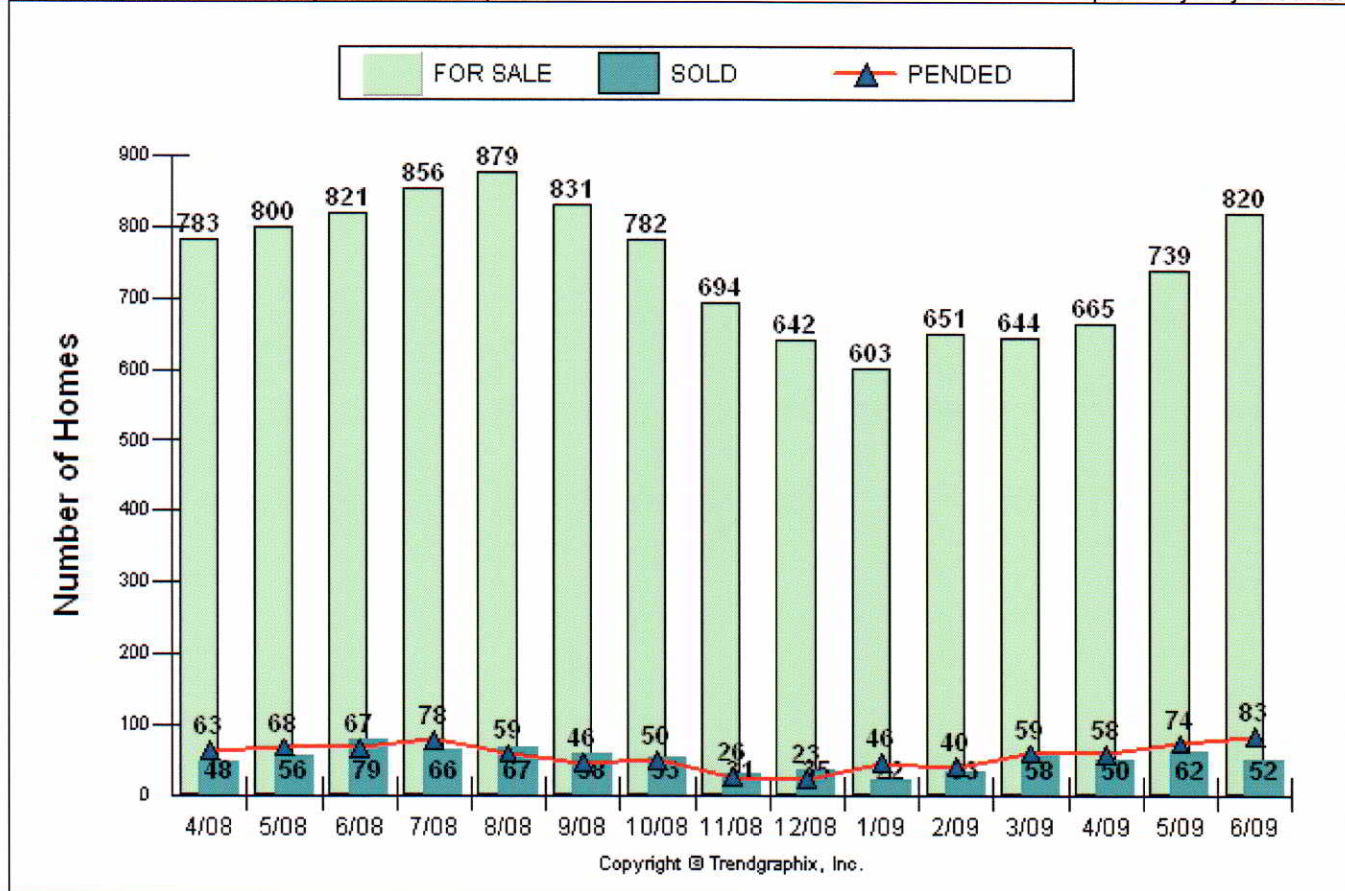
Number of Homes For Sale vs. Sold (Apr. 2008 - Jun. 2009)

Price Range: \$0 - No Limit

SQFT Range: 0 - No Limit

Single Family Homes - All Property Statuses - All Properties

Prepared for you by: Eric Mitten



Copyright © Trendgraphix, Inc.

Date	4/08	5/08	6/08	7/08	8/08	9/08	10/08	11/08	12/08	1/09	2/09	3/09	4/09	5/09	6/09
For Sale	783	800	821	856	879	831	782	694	642	603	651	644	665	739	820
Sold	48	56	79	66	67	58	53	31	35	22	33	58	50	62	52
Pended	63	68	67	78	59	46	50	26	23	46	40	59	58	74	83
Mon of Inv. on Sold	16.3	14.3	10.4	13	13.1	14.3	14.8	22.4	18.3	27.4	19.7	11.1	13.3	11.9	15.8
Mon of Inv. on Pended	12.4	11.8	12.3	11	14.9	18.1	15.6	26.7	27.9	13.1	16.3	10.9	11.5	10	9.9
Avg. Act Price	505	520	547	524	511	511	504	486	472	464	471	482	493	499	488
Avg. Sld Price	314	341	342	314	357	355	389	311	282	269	255	279	299	295	292
Avg. Sq Ft Price	176	178.9	187.3	174.5	188.1	177	190.5	181.3	149.8	146.4	142.9	148.3	160.8	161.8	166.9
Sold/List Diff. %	96	97	96	97	96	95	94	96	98	97	96	97	95	95	95
Days on Market	124	122	107	128	120	129	134	125	117	154	149	130	126	110	99
Sold/Orig LP Diff. %	94	94	92	94	91	88	87	92	92	90	90	91	88	90	92
Avg CDOM	135	154	130	177	166	174	164	202	157	211	220	159	208	161	168
Median Price	281	298	276	262	282	285	300	290	245	244	240	251	268	260	265

\*\*All reports are published Jul. 2009, based on data available at the end of Jun. 2009.  
 This representation is based in whole or in part on data supplied by the NWMLS. Neither the Board or its MLS guarantees or is in any way responsible for its accuracy. Data maintained by the Board or its MLS may not reflect all real estate activity in the market. Report reflects activity by all brokers participated in the MLS.

# Facts and Trends™

Published Jul. 2009\*\*

Location : Coupeville/Greenbank (812) , North Whidbey Island (813) , South Whidbey Island (811)

Average Home Sold Price per SQFT (Apr. 2008 - Jun. 2009)

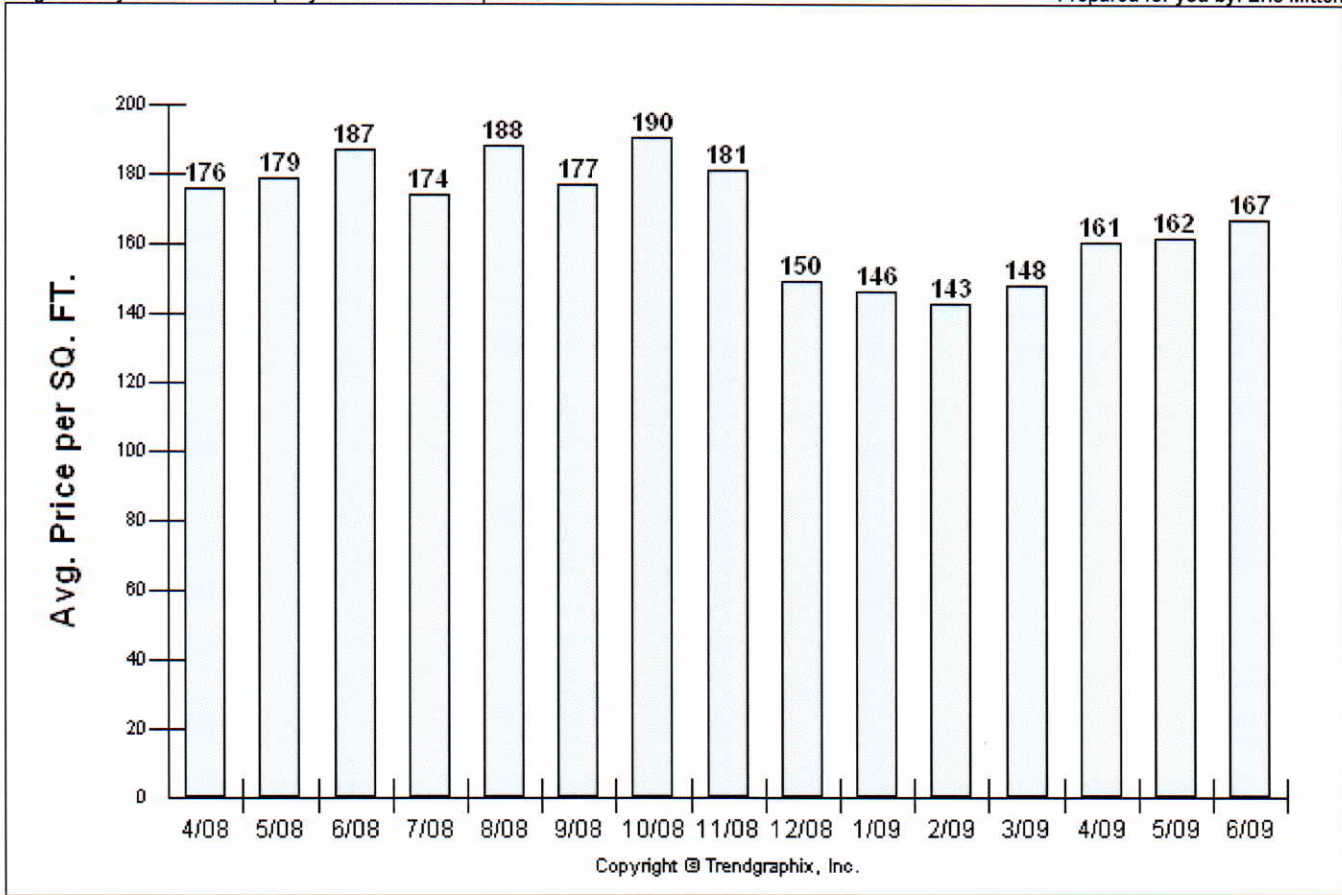
Price Range: \$0 - No Limit

SQFT Range: 0 - No Limit

Single Family Homes - All Property Statuses - All Properties



Prepared for you by: Eric Mitten



\*\*All reports are published Jul. 2009, based on data available at the end of Jun. 2009.  
This representation is based in whole or in part on data supplied by the NWMLS. Neither the Board or its MLS guarantees or is in any way responsible for its accuracy. Data maintained by the Board or its MLS may not reflect all real estate activity in the market. Report reflects activity by all brokers participated in the MLS.

# Facts and Trends™

Published Jul. 2009\*\*

Location : Coupeville/Greenbank (812) , North Whidbey Island (813) , South Whidbey Island (811)

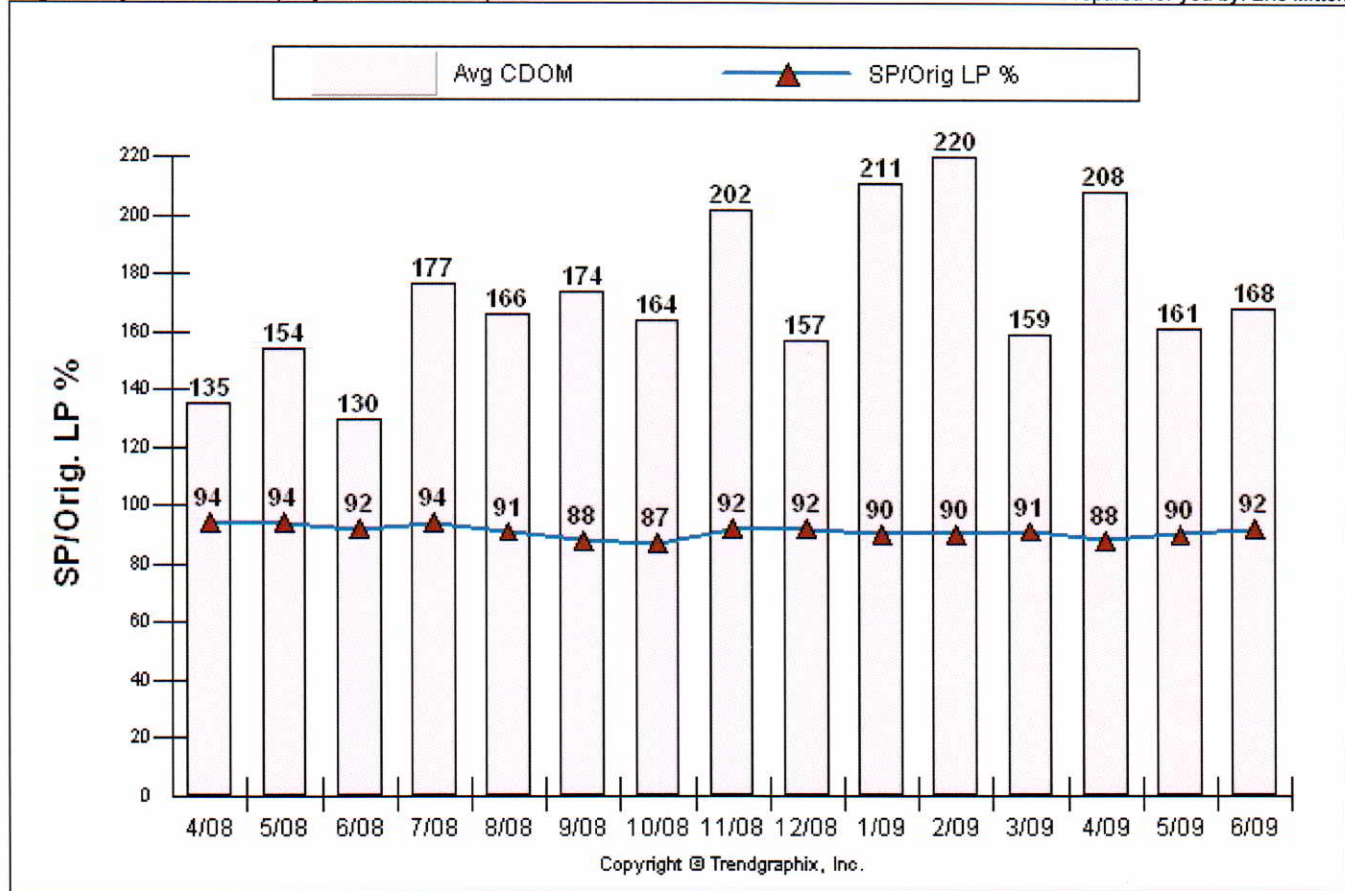
Avg CDOM & SP/Orig LP % (Apr. 2008 - Jun. 2009)

Price Range: \$0 - No Limit

SQFT Range: 0 - No Limit

Single Family Homes - All Property Statuses - All Properties

Prepared for you by: Eric Mitten



\*\*All reports are published Jul. 2009, based on data available at the end of Jun. 2009.  
This representation is based in whole or in part on data supplied by the NWMLS. Neither the Board or its MLS guarantees or is in any way responsible for its accuracy. Data maintained by the Board or its MLS may not reflect all real estate activity in the market. Report reflects activity by all brokers participated in the MLS.

**Facts and Trends™**

Published Jul. 2009\*\*

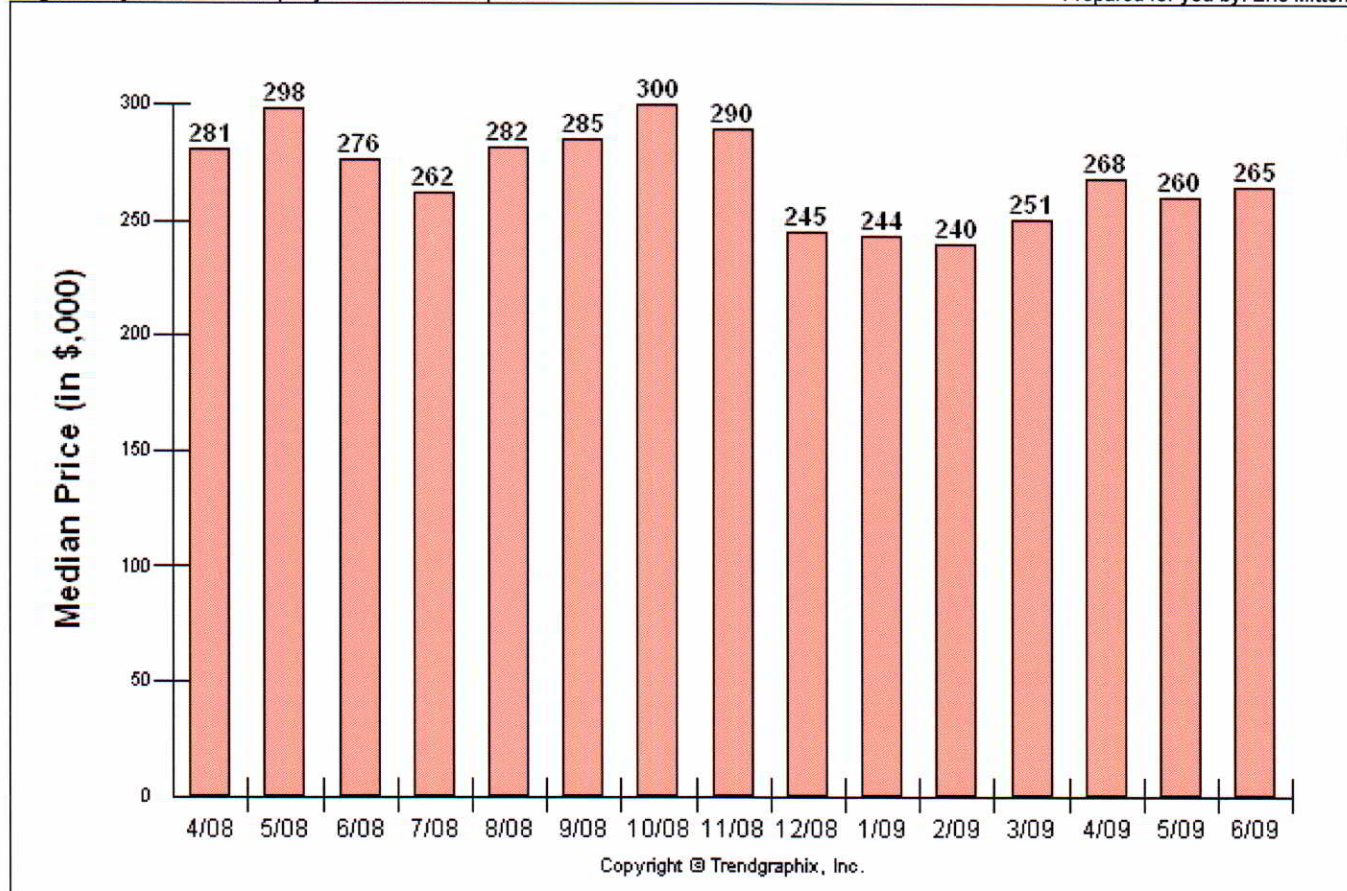
**Location : Coupeville/Greenbank (812) , North Whidbey Island (813) , South Whidbey Island (811)****Median Price Sold (Apr. 2008 - Jun. 2009)**

Price Range: \$0 - No Limit

SQFT Range: 0 - No Limit

Single Family Homes - All Property Statuses - All Properties

Prepared for you by: Eric Mitten



\*\*All reports are published Jul. 2009, based on data available at the end of Jun. 2009.  
 This representation is based in whole or in part on data supplied by the NWMLS. Neither the Board or its MLS guarantees or is in any way responsible for its accuracy. Data maintained by the Board or its MLS may not reflect all real estate activity in the market. Report reflects activity by all brokers participated in the MLS.

# Facts and Trends™

Published Jul. 2009\*\*

**Location :** Coupeville/Greenbank (812) , North Whidbey Island (813) , South Whidbey Island (811)

**Months of Inventory Based on Pended Sales (Apr. 2008 - Jun. 2009)**

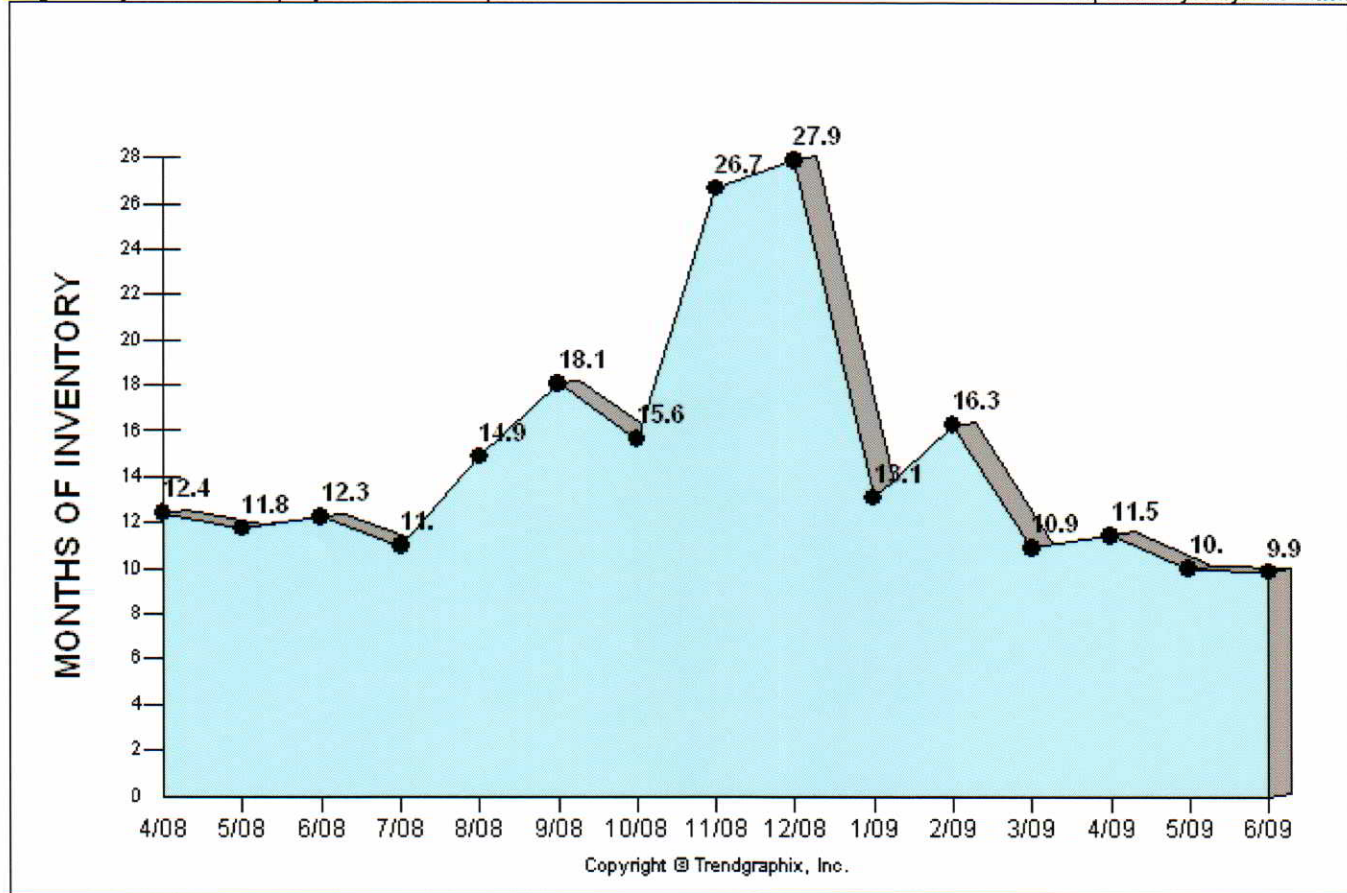
Price Range: \$0 - No Limit

SQFT Range: 0 - No Limit

Single Family Homes - All Property Statuses - All Properties



Prepared for you by: Eric Mitten



\*\*All reports are published Jul. 2009, based on data available at the end of Jun. 2009.  
This representation is based in whole or in part on data supplied by the NWMLS. Neither the Board or its MLS guarantees or is in any way responsible for its accuracy. Data maintained by the Board or its MLS may not reflect all real estate activity in the market. Report reflects activity by all brokers participated in the MLS.