

Facts and Trends™



Published Sep. 2009**

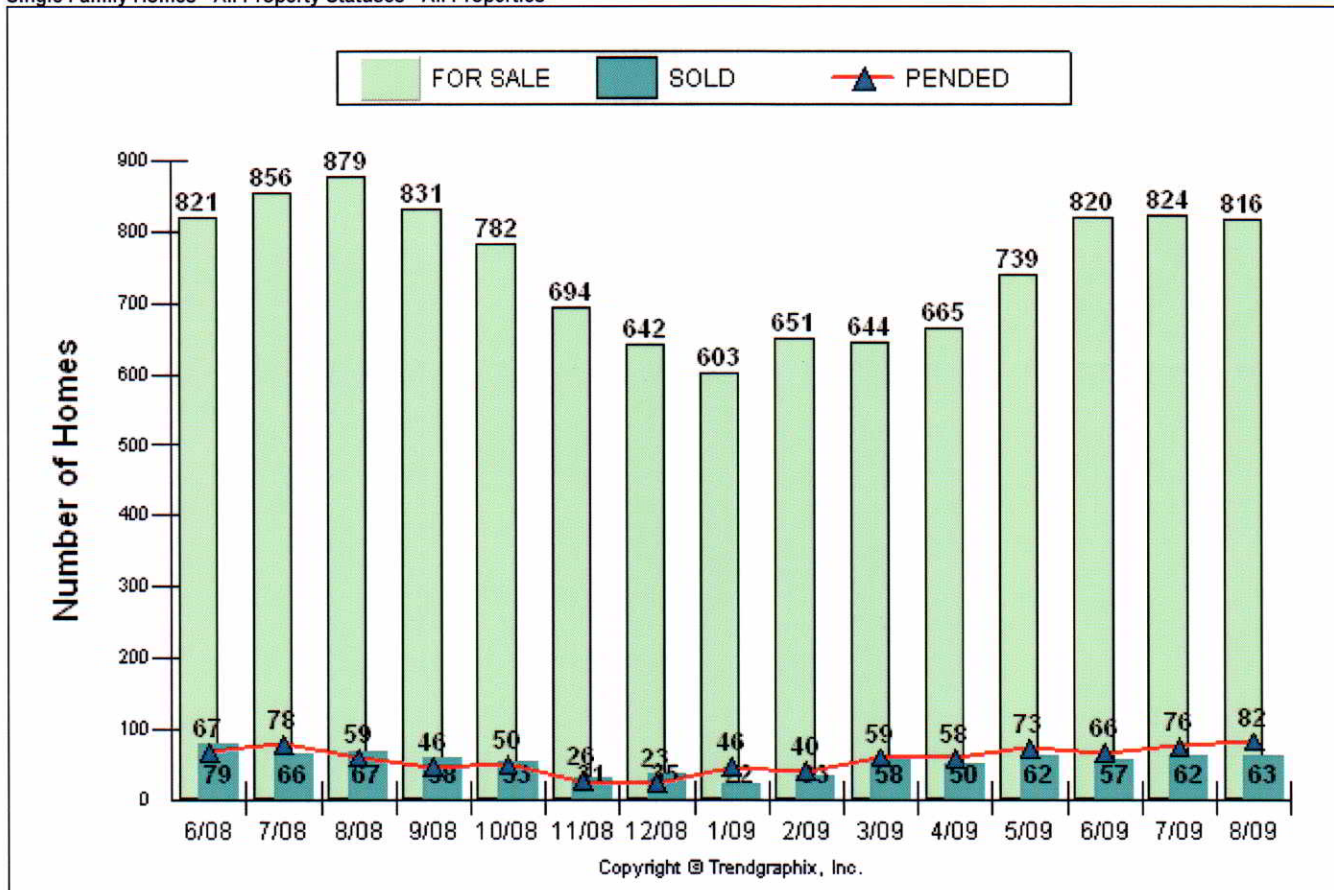
Location : Coupeville/Greenbank (812) , North Whidbey Island (813) , South Whidbey Island (811)

Number of Homes For Sale vs. Sold vs. Pended (Jun. 2008 - Aug. 2009)

Price Range: \$0 - No Limit, SQFT Range: 0 - No Limit

Single Family Homes - All Property Statuses - All Properties

Prepared for you by: Eric Mitten



Date	6/08	7/08	8/08	9/08	10/08	11/08	12/08	1/09	2/09	3/09	4/09	5/09	6/09	7/09	8/09
For Sale	821	856	879	831	782	694	642	603	651	644	665	739	820	824	816
New Listing	184	176	130	116	100	73	53	134	116	136	151	177	197	157	118
Sold	79	66	67	58	53	31	35	22	33	58	50	62	57	62	63
Pended	67	78	59	46	50	26	23	46	40	59	58	73	66	76	82
Mon of Inv. on Sold	10.4	13	13.1	14.3	14.8	22.4	18.3	27.4	19.7	11.1	13.3	11.9	14.4	13.3	13
Mon of Inv. on Pended	12.3	11	14.9	18.1	15.6	26.7	27.9	13.1	16.3	10.9	11.5	10.1	12.4	10.8	10
Absorption Rt. on Sold	9.6	7.7	7.6	7	6.8	4.5	5.5	3.6	5.1	9	7.5	8.4	7	7.5	7.7
Absorption Rt. on Pended	8.2	9.1	6.7	5.5	6.4	3.7	3.6	7.6	6.1	9.2	8.7	9.9	8	9.2	10
Avg. Act Price	547	524	511	511	504	486	472	464	471	482	493	499	488	495	495
Avg. Slid Price	342	314	357	355	389	311	282	269	255	279	299	295	289	262	289
Avg. Sq Ft Price	187.3	174.5	188.1	177	190.5	181.3	149.8	146.4	142.9	148.3	160.8	161.8	164.4	156.2	157.4
Sold/List Diff. %	96	97	96	95	94	96	98	97	96	97	95	95	96	95	97
Days on Market	107	128	120	129	134	125	117	154	149	130	126	110	103	115	114
Sold/Orig LP Diff. %	92	94	91	88	87	92	92	90	90	91	88	90	92	92	89
Avg CDOM	130	177	166	174	164	202	157	211	220	159	208	161	170	145	176
Median Price	276	262	282	285	300	290	245	244	240	251	268	260	262	255	272

**All reports are published Sep. 2009, based on data available at the end of Aug. 2009. This representation is based in whole or in part on data supplied by the NWMLS. Neither the Board or its MLS guarantees or is in any way responsible for its accuracy. Data maintained by the Board or its MLS may not reflect all real estate activity in the market. Report reflects activity by all brokers participated in the MLS.

Facts and Trends™



Published Sep. 2009**

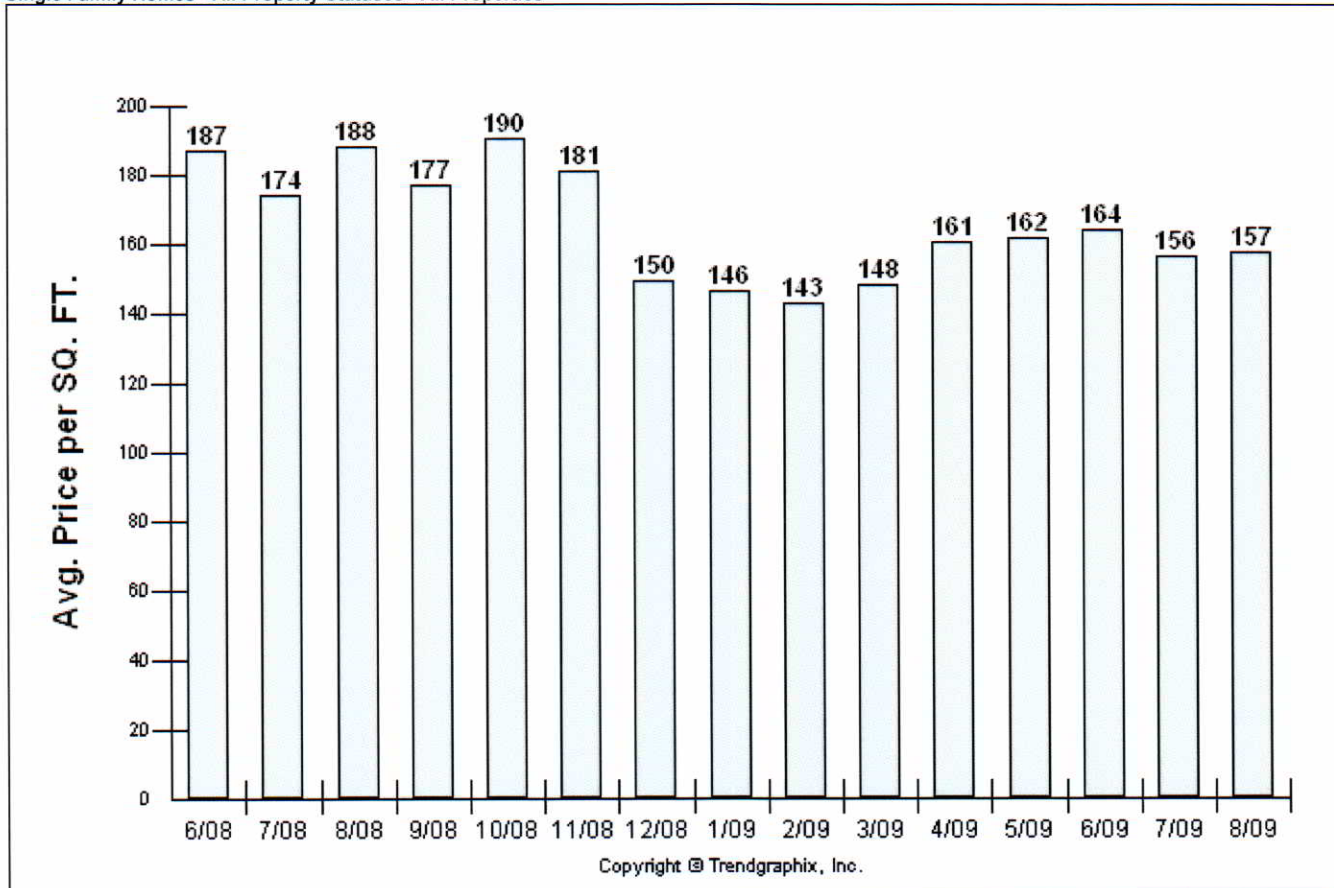
Location : Coupeville/Greenbank (812) , North Whidbey Island (813) , South Whidbey Island (811)

Average Home Sold Price per SQFT (Jun. 2008 - Aug. 2009)

Price Range: \$0 - No Limit, SQFT Range: 0 - No Limit

Single Family Homes - All Property Statuses - All Properties

Prepared for you by: Eric Mitten



**All reports are published Sep. 2009, based on data available at the end of Aug. 2009. This representation is based in whole or in part on data supplied by the NWMLS. Neither the Board or its MLS guarantees or is in any way responsible for its accuracy. Data maintained by the Board or its MLS may not reflect all real estate activity in the market. Report reflects activity by all brokers participated in the MLS.



Facts and Trends™

Published Sep. 2009**

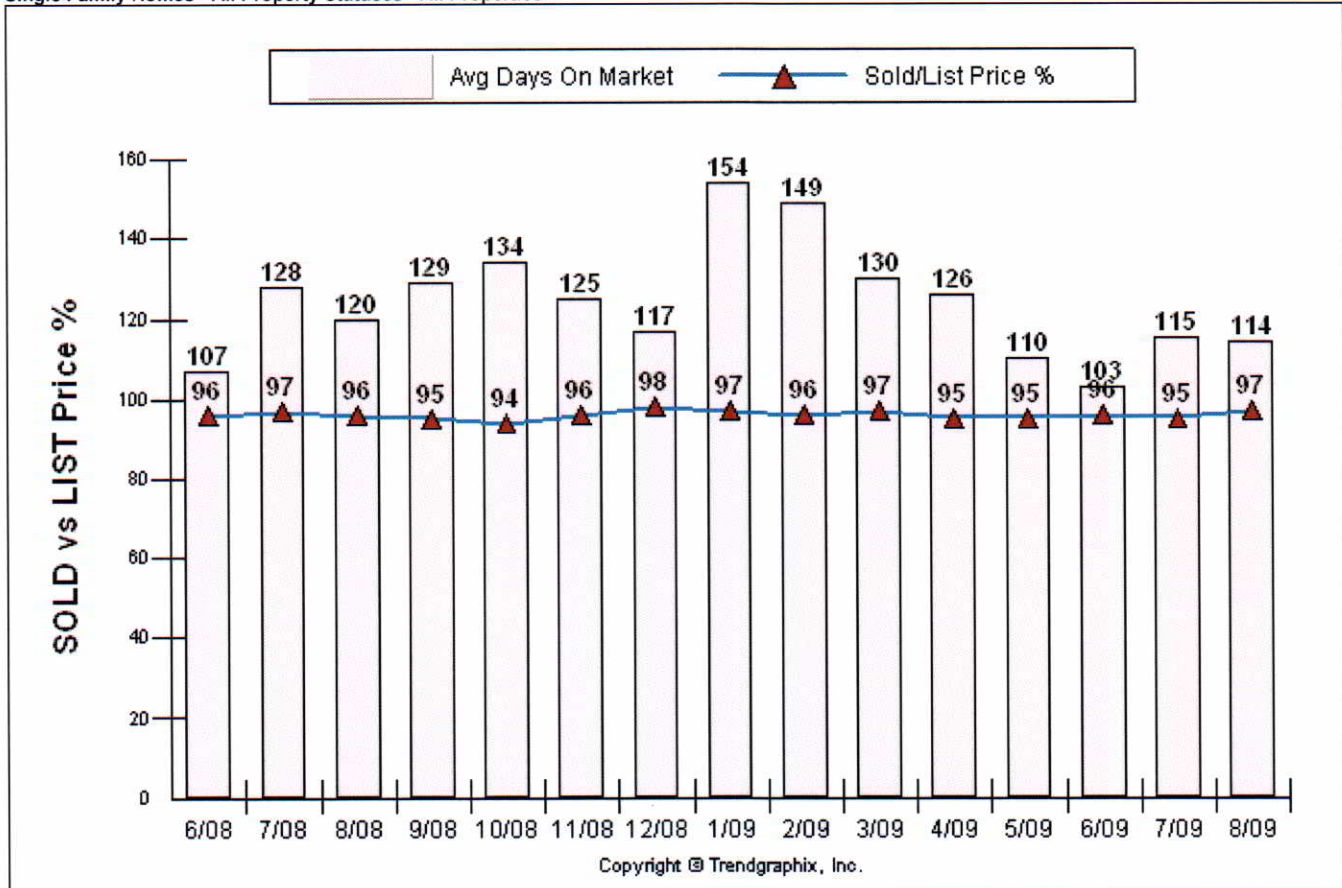
Location : Coupeville/Greenbank (812) , North Whidbey Island (813) , South Whidbey Island (811)

Avg DOM & SP/LP % (Jun. 2008 - Aug. 2009)

Price Range: \$0 - No Limit, SQFT Range: 0 - No Limit

Single Family Homes - All Property Statuses - All Properties

Prepared for you by: Eric Mitten



**All reports are published Sep. 2009, based on data available at the end of Aug. 2009. This representation is based in whole or in part on data supplied by the NWMLS. Neither the Board or its MLS guarantees or is in any way responsible for its accuracy. Data maintained by the Board or its MLS may not reflect all real estate activity in the market. Report reflects activity by all brokers participated in the MLS.



Facts and Trends™

Published Sep. 2009**

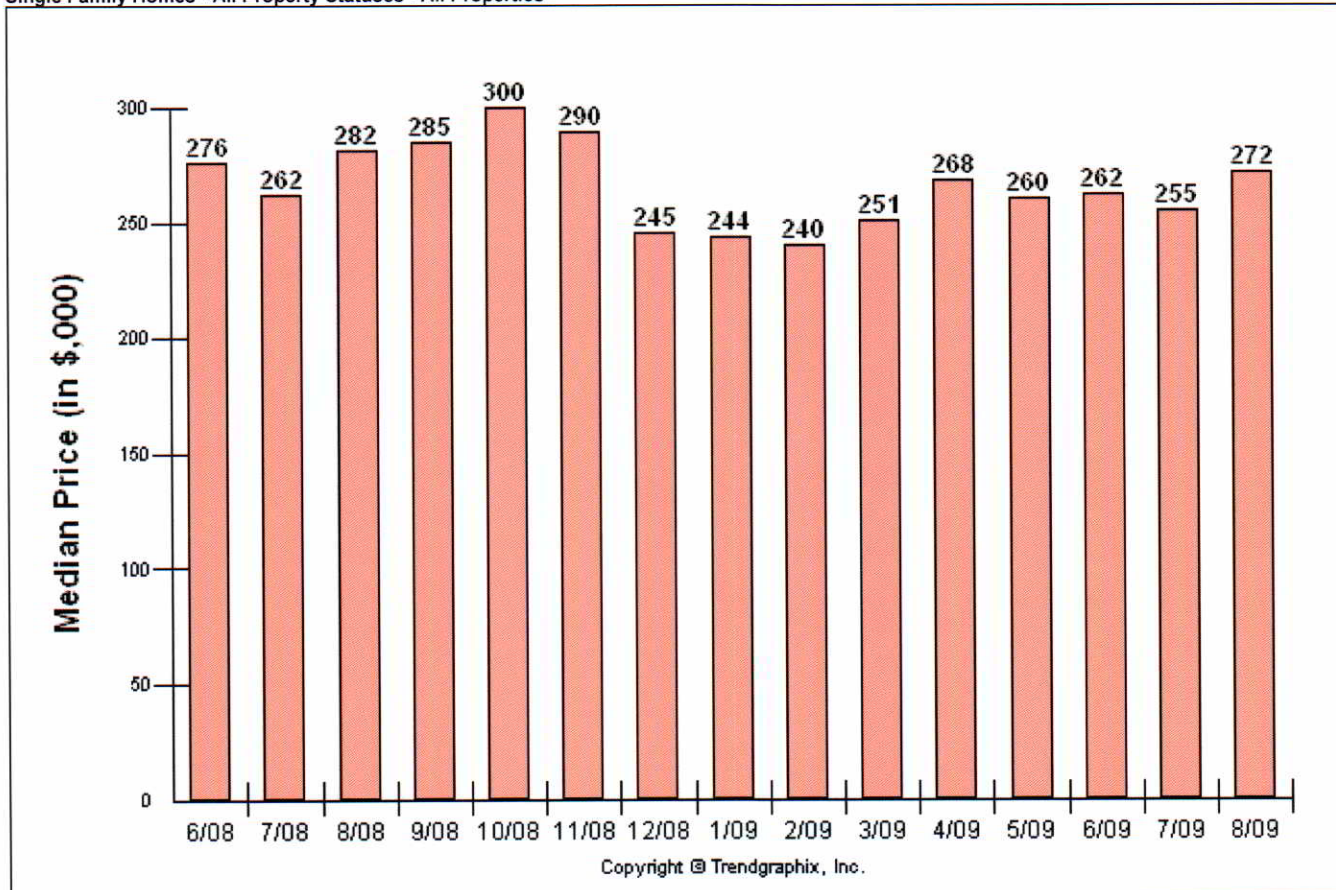
Location : Coupeville/Greenbank (812) , North Whidbey Island (813) , South Whidbey Island (811)

Median Price Sold (Jun. 2008 - Aug. 2009)

Price Range: \$0 - No Limit, SQFT Range: 0 - No Limit

Single Family Homes - All Property Statuses - All Properties

Prepared for you by: Eric Mitten



**All reports are published Sep. 2009, based on data available at the end of Aug. 2009. This representation is based in whole or in part on data supplied by the NWMLS. Neither the Board or its MLS guarantees or is in any way responsible for its accuracy. Data maintained by the Board or its MLS may not reflect all real estate activity in the market. Report reflects activity by all brokers participated in the MLS.



Facts and Trends™

Published Sep. 2009**

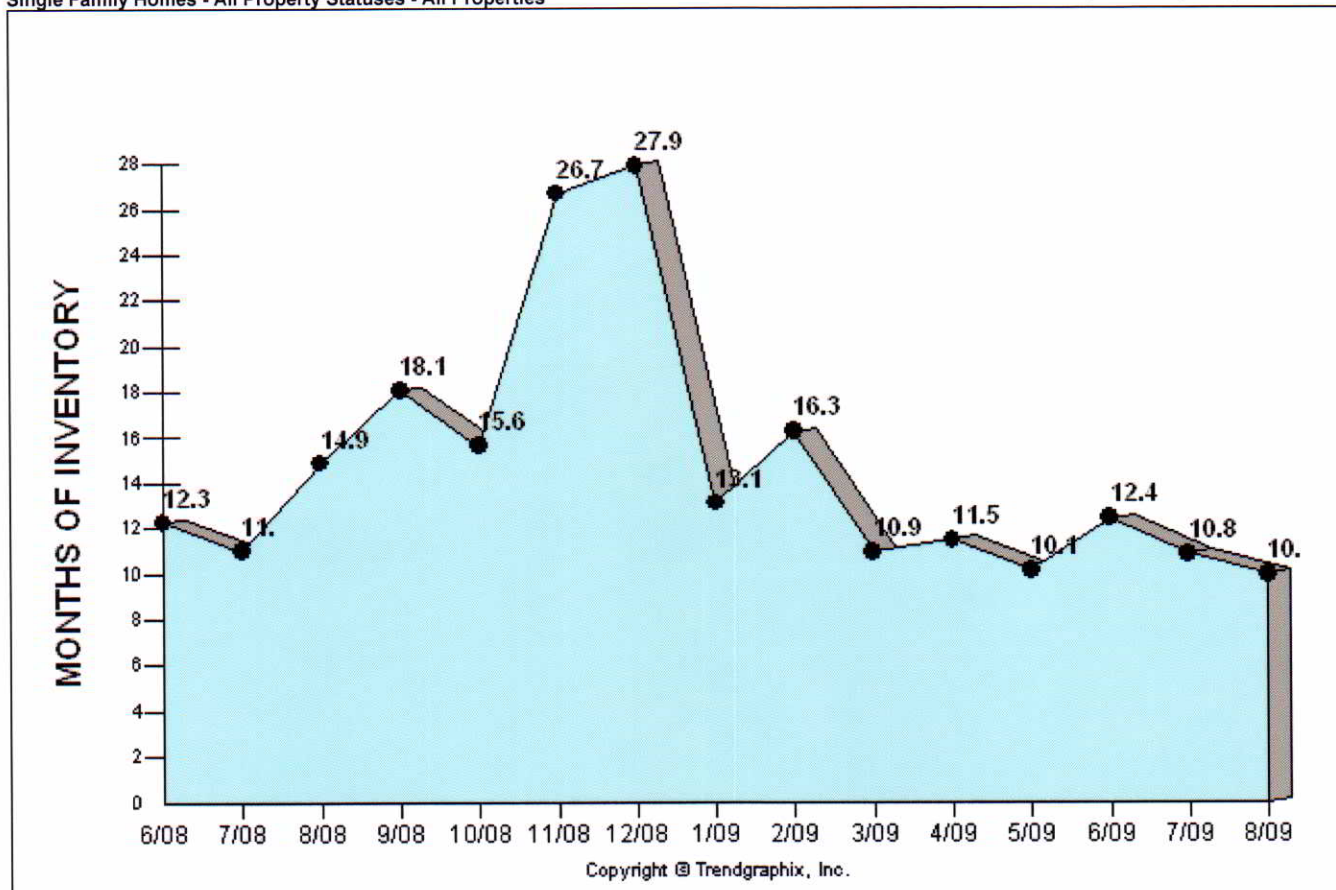
Location : Coupeville/Greenbank (812) , North Whidbey Island (813) , South Whidbey Island (811)

Months of Inventory based on Pended Sales (Jun. 2008 - Aug. 2009)

Price Range: \$0 - No Limit, SQFT Range: 0 - No Limit

Single Family Homes - All Property Statuses - All Properties

Prepared for you by: Eric Mitten



**All reports are published Sep. 2009, based on data available at the end of Aug. 2009. This representation is based in whole or in part on data supplied by the NWMLS. Neither the Board or its MLS guarantees or is in any way responsible for its accuracy. Data maintained by the Board or its MLS may not reflect all real estate activity in the market. Report reflects activity by all brokers participated in the MLS.